

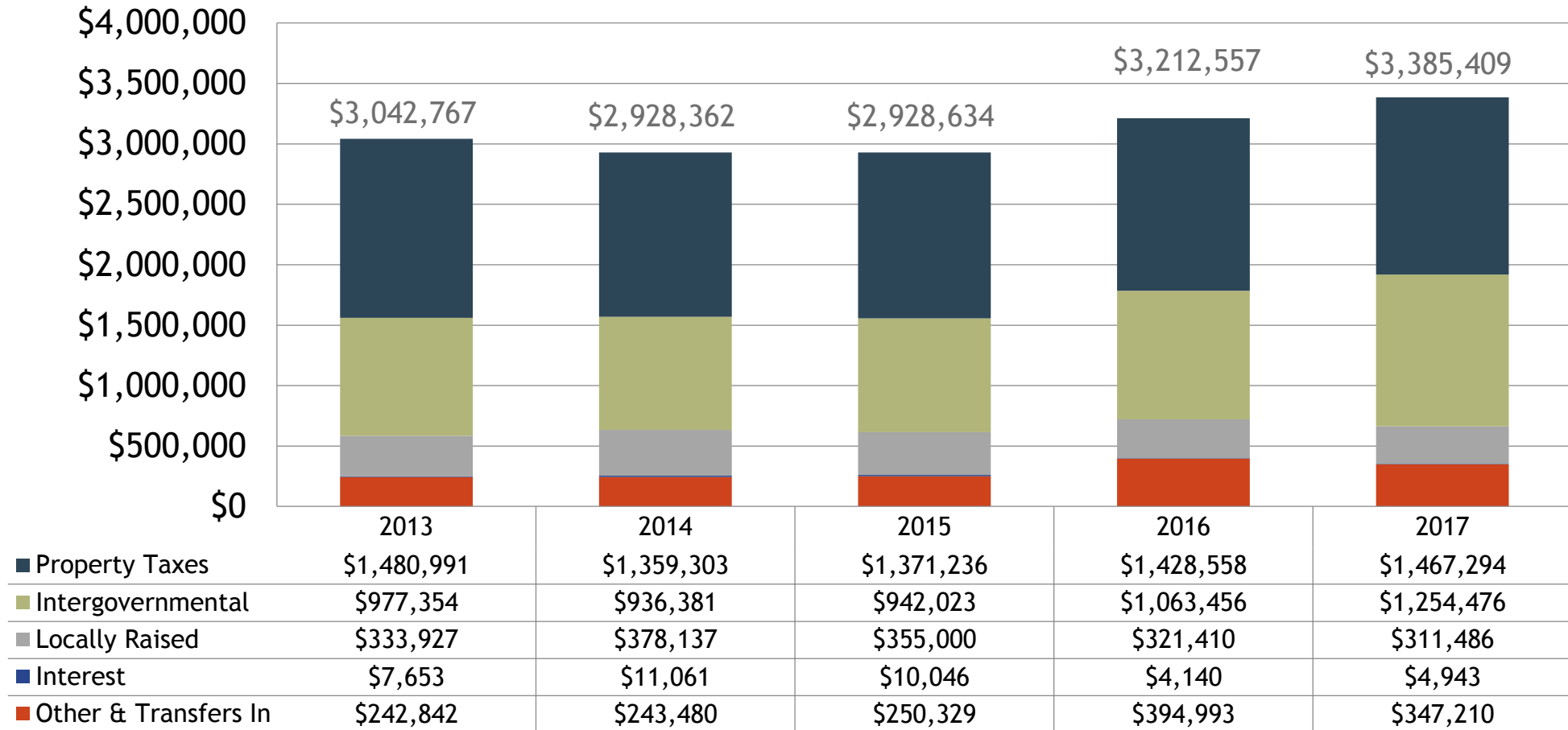


plante moran | Audit. Tax. Consulting.
Wealth Management.

City of Davison
Audit Presentation to the City Council
For Year Ended June 30, 2017

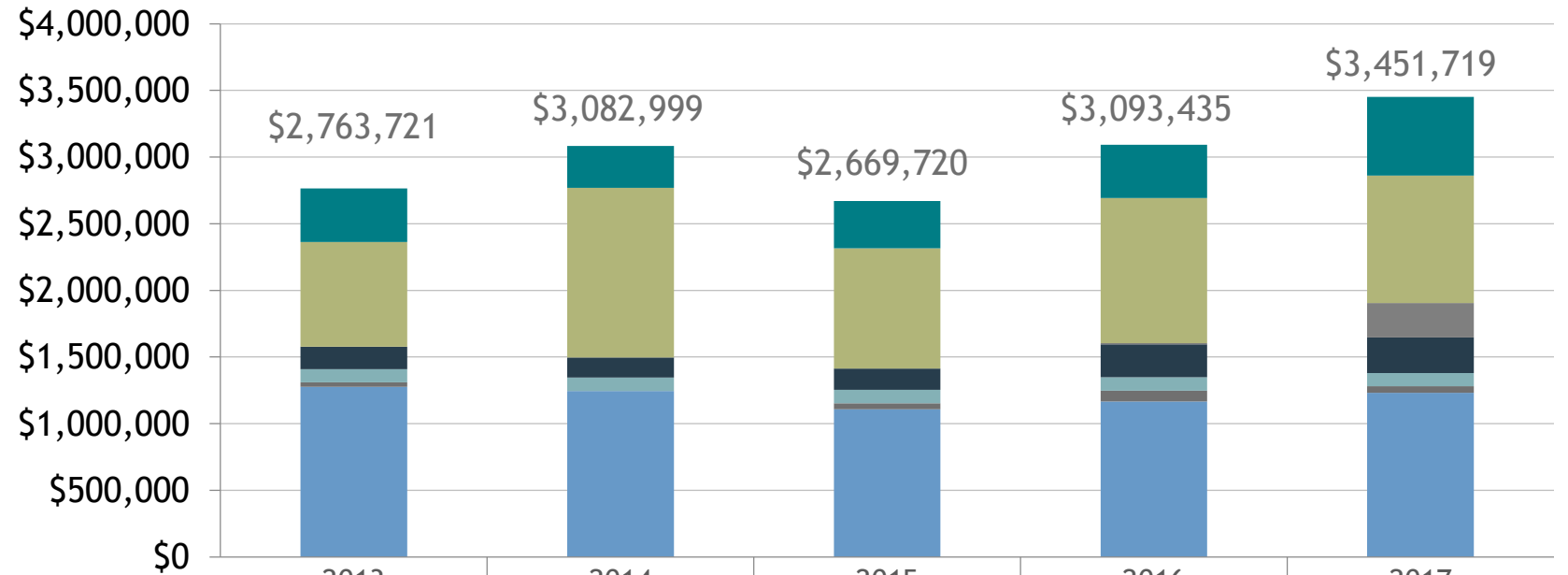


City of Davison Governmental Fund Revenue Years Ended June 30





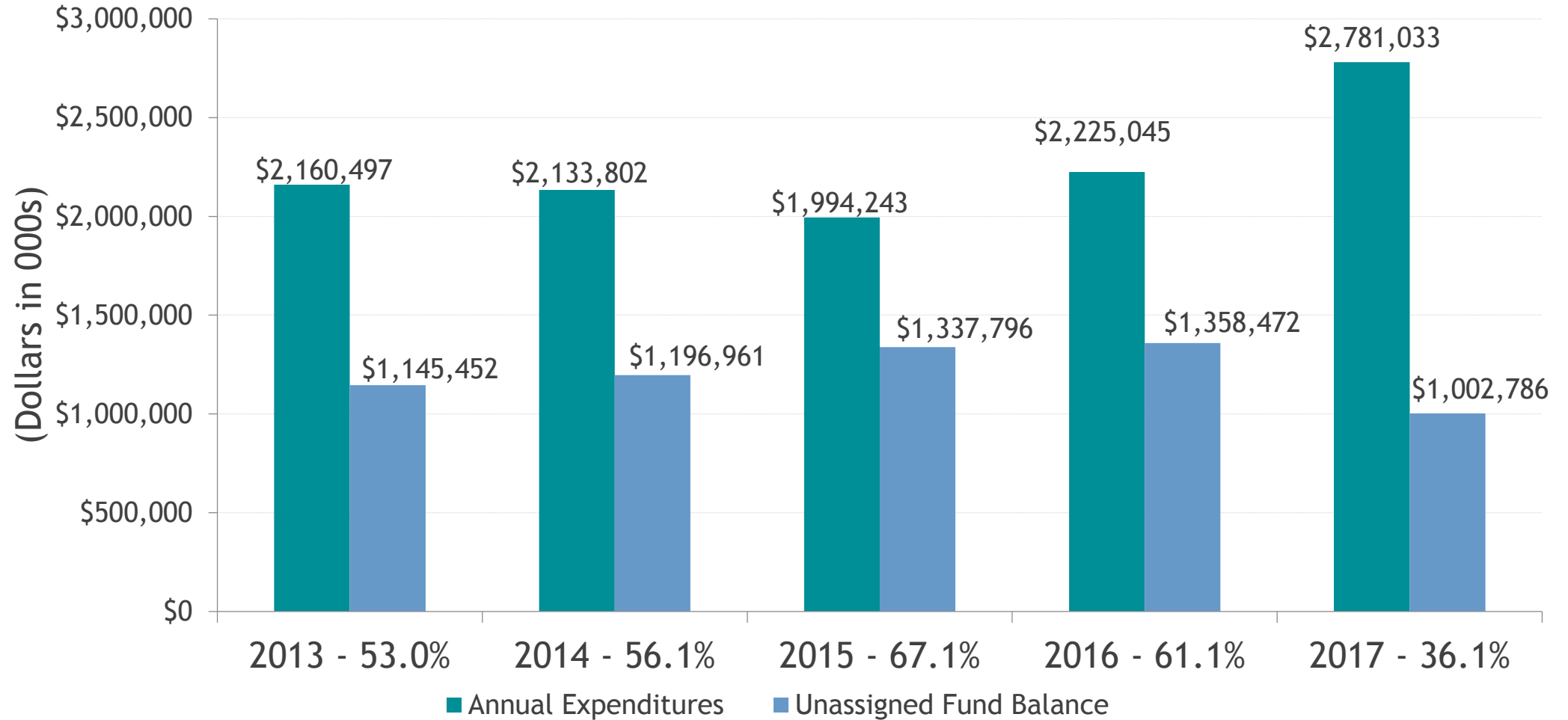
City of Davison Governmental Fund Expenditures Years Ended June 30



	2013	2014	2015	2016	2017
■ General Government/Legislative	\$400,089	\$314,203	\$354,133	\$399,436	\$590,335
■ Public Works	\$786,991	\$1,271,726	\$901,541	\$1,089,514	\$955,497
■ Community and Economic Development	\$0	\$0	\$0	\$8,364	\$258,184
■ Recreation and Culture	\$168,387	\$149,888	\$159,504	\$248,743	\$267,879
■ Debt Service	\$98,060	\$101,800	\$100,500	\$99,200	\$97,900
■ Transfers Out	\$32,515	\$0	\$46,125	\$81,950	\$50,900
■ Public Safety	\$1,277,679	\$1,245,382	\$1,107,917	\$1,166,228	\$1,231,024

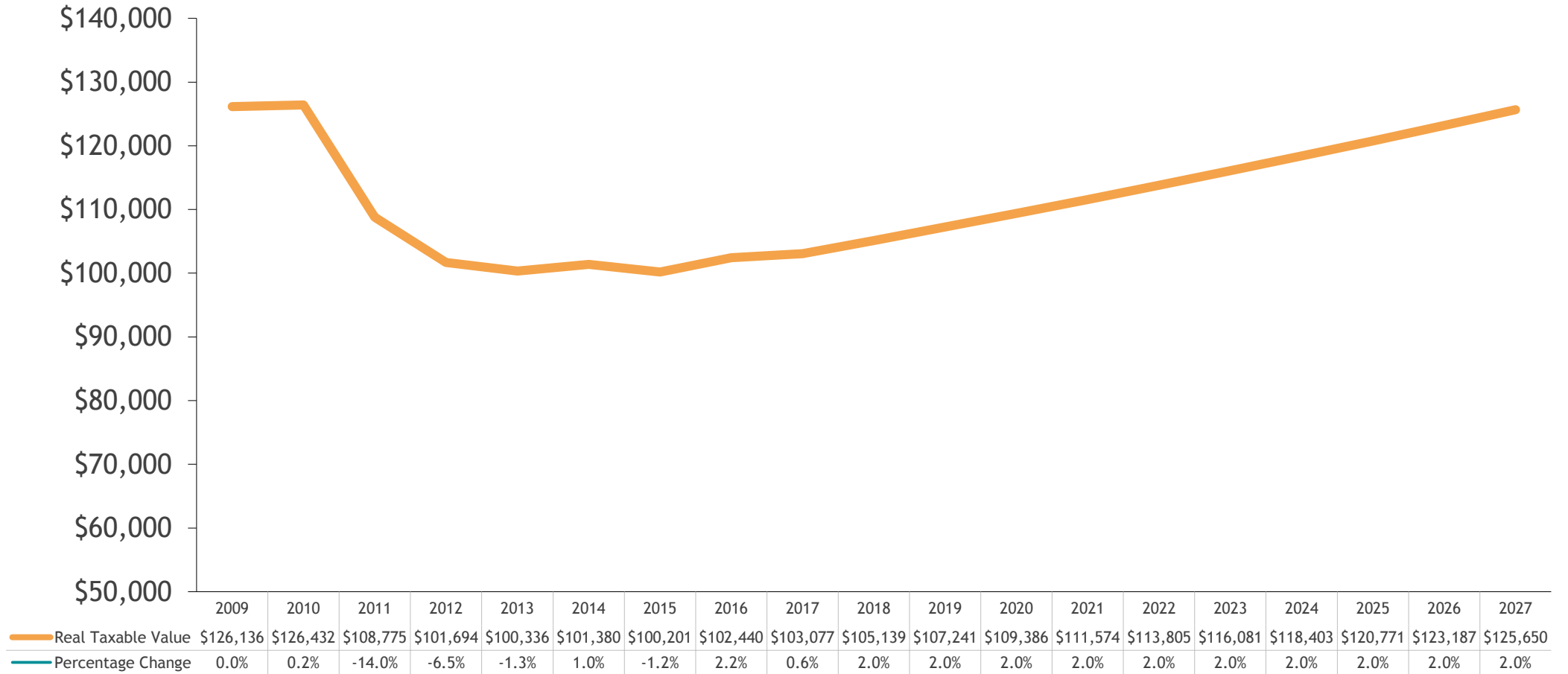


City of Davison General Fund—Fund Balance Years Ended June 30





City of Davison Total Taxable Value (in thousands)



*Year Ended June 30



Sewer and Water Funds Combined Revenue and Expense Comparison

Year end	6/30/13	6/30/14	6/30/15	6/30/16	6/30/17
Operating Revenue	\$1,916,735	\$2,279,206	\$2,608,319	\$2,659,853	\$2,689,867
Operating Expenses-Other	\$1,859,850	\$1,892,448	\$2,845,458*	\$1,955,913	\$2,126,770
Operating Expenses-Depreciation Expense	<u>\$286,779</u>	<u>\$299,629</u>	<u>\$290,873</u>	<u>\$295,259</u>	<u>\$306,424</u>
Operating Income (loss)	(\$229,894)	\$87,129	(\$528,012)*	\$408,681	\$256,673
Nonoperating Revenue (Expense)	<u>(\$116,011)</u>	<u>(\$108,950)</u>	<u>(\$99,361)</u>	<u>(\$86,310)</u>	<u>(\$74,872)</u>
Change in Net Position	<u>(\$345,905)</u>	<u>(\$21,821)</u>	<u>(\$627,373)</u>	<u>\$322,371</u>	<u>\$181,801</u>



Future Legacy Costs

Pension Liability as of 6/30/17	Total Pension Liability	Plan Net Position	Net Pension Liability	% Funded
Union and Supervisors	\$12,163,907	\$6,064,952	\$6,098,955	49.9%
Nonunion	\$1,248,286	\$1,100,496	\$147,790	88.2%

OPEB Liability as of 6/30/17	Actuarial Accrued Liability (AAL)	Actuarial Value of Assets	Unfunded AAL (UAAL)	% Funded
OPEB Plan	\$19,654,305	\$425,475	\$19,228,830	2.2%



Thank You

For more information contact:

Pam Hill, CPA
810.766.6022
Pamela.Hill@plantemoran.com

Amanda Cronk, CPA
810.766.6045
Amanda.Cronk@plantemoran.com

Chris Gilbert, CPA
810.766.6008
Christopher.Gilbert@plantemoran.com